

General Specifications

Terminal Boards (for FIO)



GS 33Q06R80-31E

■ GENERAL

This document describes the specifications of terminal boards used for FIOs of CENTUM CS 3000 systems.

■ STANDARD SPECIFICATIONS

Model	Description	Points	Terminals	Modules Connected	Connection Cable	Weight	Specifications
AEA3D	For 2-wire Transmitter (for single or dual redundant modules)	8 pts x 4	M4 screws	AAI135 AAI835 AAP135	KS1	1.8 kg	Insulation resistance: 100 MΩ or greater at 500 V DC Withstanding voltage: 500 V AC for 1 minute
AEA4D	For analog signals (for single or dual redundant modules)	8 pts x 2	M4 screws	AAI135 AAI835 AAP135	KS1	1.5 kg	
		16 pts x 2	M4 screws	AAI141 AAV141 AAV142 AAV144 AAB841 AAI841 AAV542 AAV544 AAI143 AAI543			
AET4D	For thermocouple (for single or dual redundant modules)	16 pts x 2	M4 screws	AAT145	KS1	1.8 kg	
AED5D	For digital signals (for single or dual redundant modules)	32 pts x 1	M4 screws	ADV151 ADV551	AKB331	1.5 kg	
				ADV161 (*1) ADV561 (*1)	AKB337		
AEF9D	For fieldbus (for single or dual redundant modules)	4 ports x 4	M4 screws	ALF111	AKB336	1.8 kg	
AER4D	For resistance temperature detectors	16 pts	M4 screws	AAR145	AKB335	1.5 kg	
MRT(*2)	For resistance temperature detectors	16 pts x 2	M4 screws	AAR145	KS8	1.8 kg	
AEC4D	For digital signals (for single or dual redundant modules)	16 pts x 2	M4 screws	ADV141 ADV142 ADR541	AKB332 AKB333 AKB334	1.8 kg	

*1: Two sets of AED5D or AKB337 are required for one set of ADV161 or ADV561.

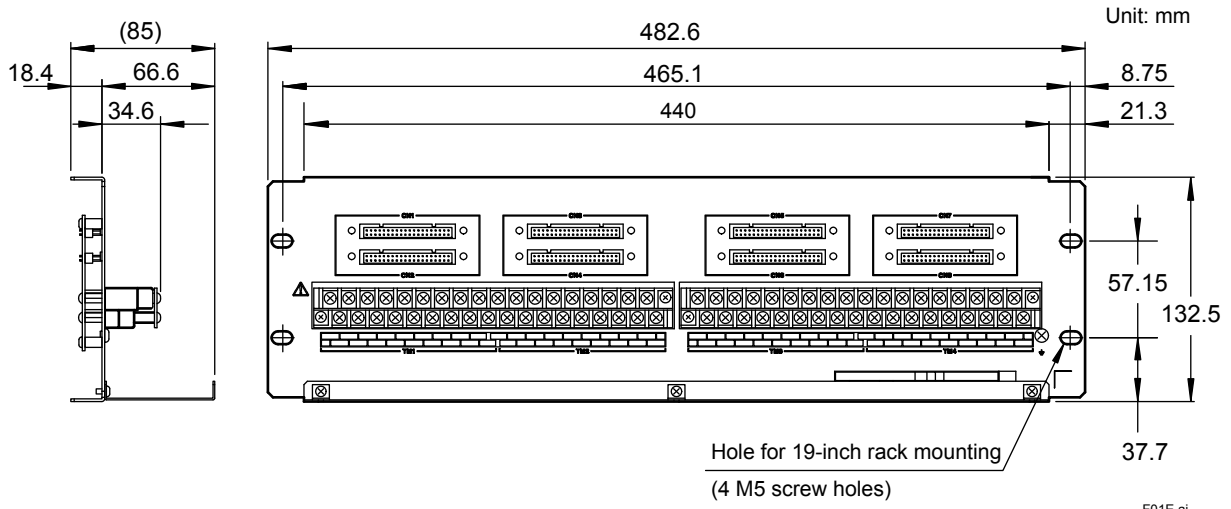
*2: For details on the MRT, see GS 33Y06K50-31E.

Note: Be sure to leave the connector caps on connectors that are not used, in order to protect the connector pins and prevent dust from accumulating on them.

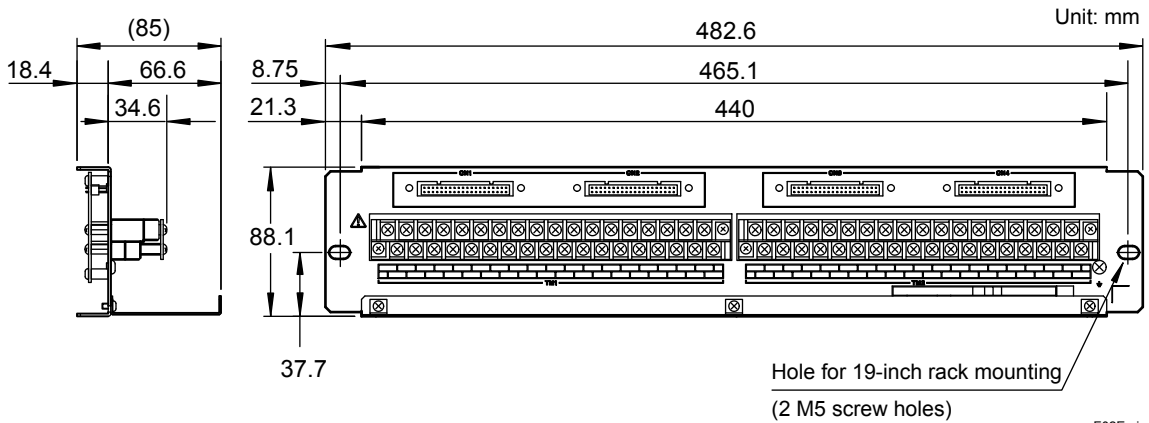
EXTERNAL DIMENSIONS

Terminal Boards

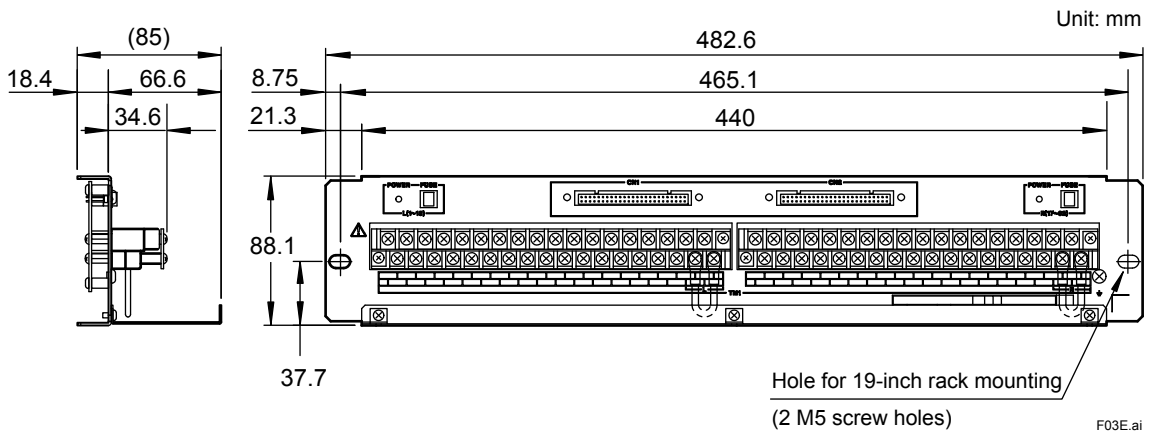
AEA3D



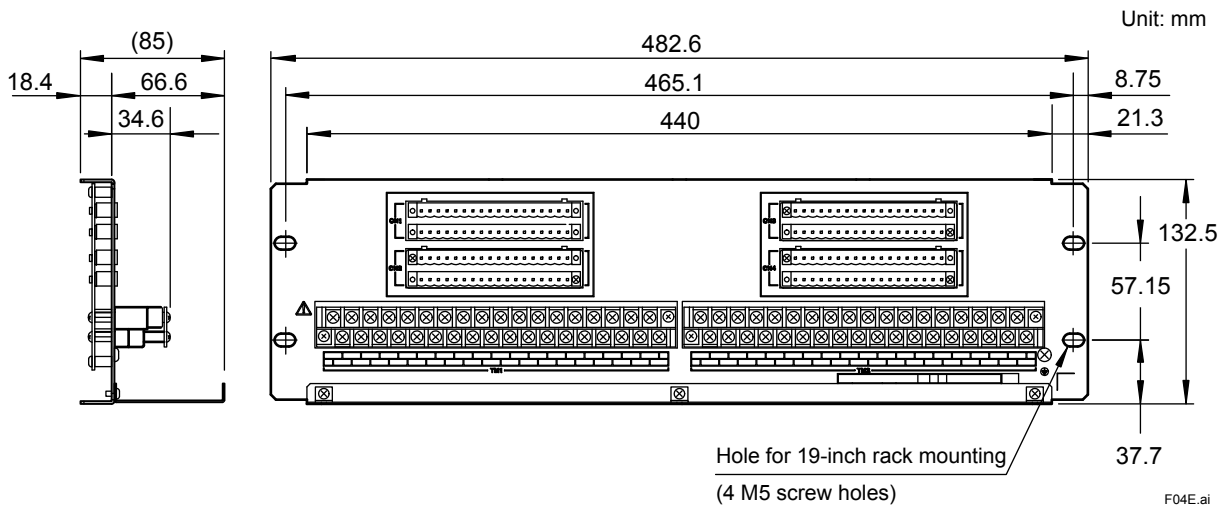
AEA4D, AET4D



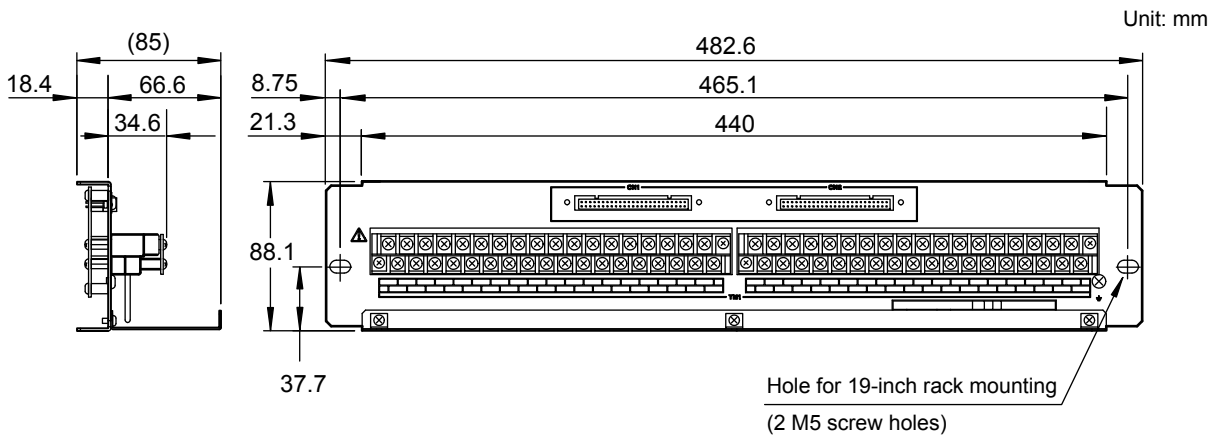
AED5D



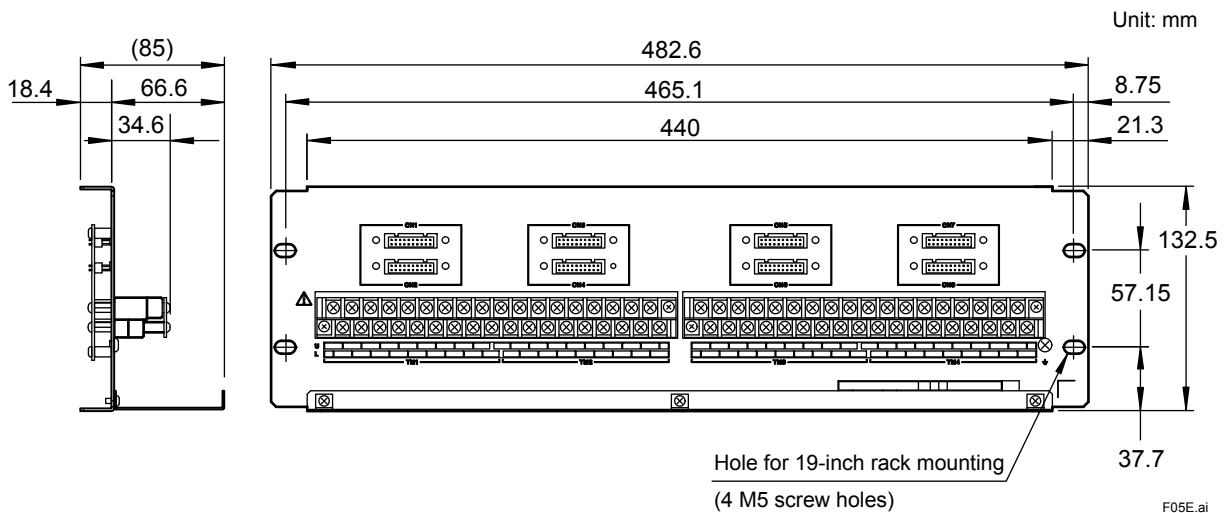
AEC4D



AER4D



AEF9D



■ MODELS AND SUFFIX CODES

Terminal Board for Analog (single and dual-redundant)

		Description
Model	AEA3D	Terminal Board for Analog (single and dual-redundant, 8-channel)
Suffix Codes	-0	Always 0
	0	Basic Type
	1	With ISA Standard G3 option

Terminal Board for Analog (single and dual-redundant)

		Description
Model	AEA4D	Terminal Board for Analog (single and dual-redundant, 16-channel)
Suffix Codes	-0	Always 0
	0	Basic Type
	1	With ISA Standard G3 option

Terminal Board for Thermocouple (single and dual-redundant)

		Description
Model	AET4D	Terminal Board for Thermocouple (single and dual-redundant, 16-channel)
Suffix Codes	-0	Always 0
	0	Basic Type
	1	With ISA Standard G3 option

Terminal Board for Digital (single and dual-redundant)

		Description
Model	AED5D	Terminal Board for Digital (single and dual-redundant, 32-channel)
Suffix Codes	-0	Always 0
	0	Basic Type
	1	With ISA Standard G3 option

Note: When the AED5D is used in voltage output mode, it does not conform to Non-Incendive standard.

Terminal Board for Digital (single and dual-redundant)

		Description
Model	AEC4D	Terminal Board for Digital (single and dual-redundant, 16-channel)
Suffix Codes	-5	For 100V - 120V AC input
	-6	For 220V - 240V AC input
	-7	For Relay output
	0	Basic Type
	1	With ISA Standard G3 option

Terminal Board for Resistance Temperature Detectors (single and dual-redundant)

		Description
Model	AER4D	Terminal Board for resistance temperature detectors (single and dual-redundant, 16-channel)
Suffix Codes	-0	Always 0
	0	Basic Type
	1	With ISA Standard G3 option

Terminal Board for Fieldbus (single and dual-redundant)

		Description
Model	AEF9D	Terminal Board for Fieldbus (single and dual-redundant)
Suffix Codes	-0	Always 0
	0	Basic Type
	1	With ISA Standard G3 option

■ ORDERING INFORMATION

Specify model and suffix codes.

■ TRADEMARK

- CENTUM is a registered trademark of Yokogawa Electric Corporation.
- Other company names and product names in this document are registered trademarks or trademarks of their respective holders.